


Say NO to HIV and GBV in Our Community

A Voice Raised - A Life Saved:
Become A Champion for Prevention!





Unpacking Gender Based Violence (GBV)



Take a few minutes to look at this photograph.

Now let's discuss:

- What is happening in this picture?
- How does this picture make you feel?
- What are the risks associated with this picture (if the situation is not solved)?
- Describe the different types of GBV which could be taking place in this relationship?
- What could this mean for HIV prevention for both the woman and man in the picture?

In groups of three, discuss and agree on two key steps you would take to:

- 1) Prevent this kind of picture from happening in your community, and
- 2) Solve such situations that are already occurring in your community

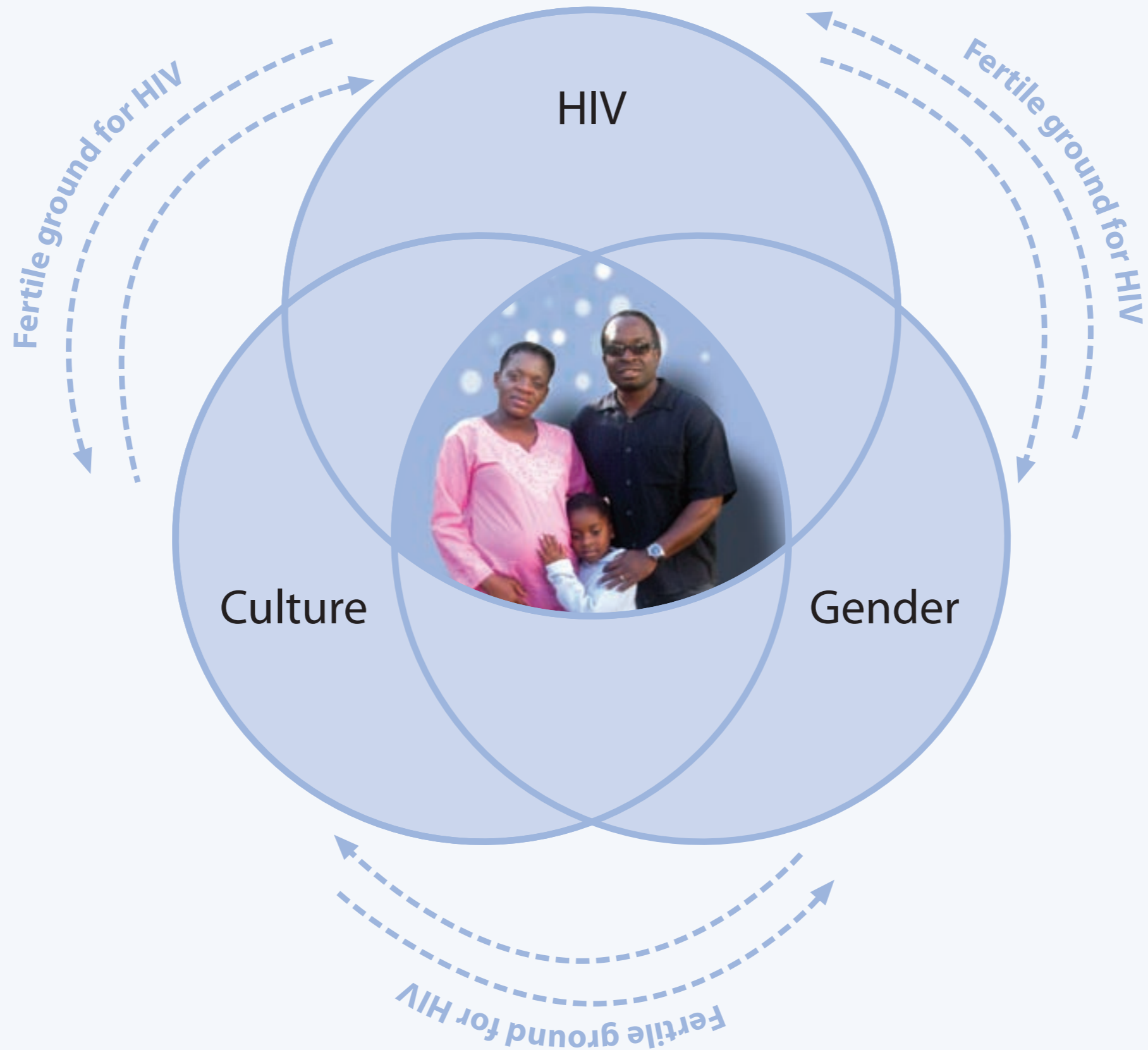
Champion's Tip 1:

Hurting someone because of their being female or male is called 'gender based violence' (GBV). There are different types of GBV.

As a champion of prevention in your community - make sure you know which types are commonly taking place in your community.



Linkages between HIV, GBV and Culture



Study the diagram above.

Think about each member of the family at the centre of the diagram: child, youth/teen, mother and father, as we discuss the issues below. Lets discuss:

- What is it about relations between men and women and their roles [in particular when gender based violence (GBV) takes place] that can increase risk of HIV infection/transmission?
- How can culture influence GBV and HIV?
- What are common cultural practices in our country?
 - a) Which practices increase risk of HIV infection for women and girls? or
 - b) Which practices protect our women and girls and other family members from HIV & GBV?

Champion's Tip 2:

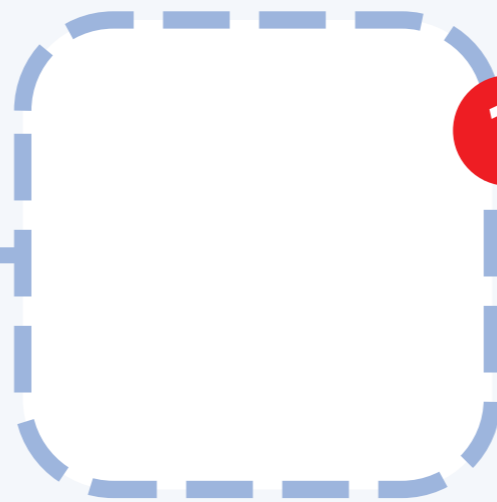

Some cultural practices increase the risk of HIV infection, and can even promote GBV, placing women and girls at highest risk of HIV infection.

As a prevention champion - know the positive cultural practices that promote the rights of women and girls in your community, and be aware of the negative practices that increase their risk. Make plans to prevent HIV and GBV by discussing ways of changing the negative practices with your community.





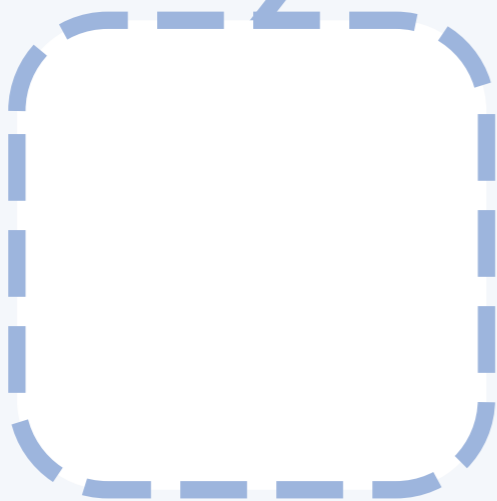
What is causing GBV in our community?



1



2



3

Lets explore each picture, and as we do so, build an understanding of what is causing GBV in our community.

If we want to prevent GBV and HIV, or we want to stop it from happening again, we need to understand WHY it is happening.

This is not always easy. But lets give it a try:

- What is happening in picture one that could result in violence? And in risk of transmission of HIV?
- What is happening in picture two? Is the woman wrong? Is the man right? How could this situation have been avoided?
- What types of GBV are happening, or could result from the scenarios in picture three?
- What is the role of culture in all the three pictures?
- What HIV prevention activity should take place in all three scenarios?


Champion's Tip 3:

GBV is caused by many things, which include patriarchy (dominance of men, taught that this is the right way since they are boys) that expects men to make decisions and choices on sexual matters in a relationship; decisions on how money should be used, and having several sexual partners can be acceptable.

As a prevention champion - know the causes of GBV in your community, mobilise the community voice and commitment to find ways of removing the causes. By preventing GBV you are preventing HIV and saving lives.



How can we know that someone is being abused
(experiencing GBV)?



It is so important to be able to identify that GBV is happening in your community, as very few people talk about having been abused or hurt. Some stay silent for years.

Look at these pictures, and from each picture lets discuss:

- What are the features/ behaviours occurring in each picture that can alert us that something is not right, and the person could be abused?
- How do persons who are abused try to hide their abuse and cover up for being abused?
- Are people who face GBV always aware that they are being abused? Yes, why? No, why?

Let us list some behaviours and signs that should raise our attention to possible GBV experienced by a person in our country, workplace, schools, family or church e.g. if one sees bruises regularly on a person, it is time to ask for the reason for their bruises or injuries.

Champion's Tip 4:

There are things one can see in people who are being abused or have been abused, these include lack of appetite, change in usual habits and behaviour, bruises, low self-esteem, getting afraid easily, talking less than normal, crying for no reason and so forth.

As a champion for prevention - be aware of these signs and share them as widely as possible with families, church groups, support groups, school teachers, traditional leaders and others so that early identification and support can take place. Know when to refer: eg. to the police, social workers or, counselling service in your community.



Here are some common scenes that may be taking place in your community



What can we do to prevent GBV and HIV?



What other common scenes are happening in your community that involve, women, men, and youth - relating to relationships?

Let's draw these and stick them on the blank circles.

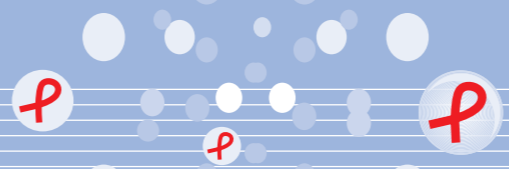
Looking at each scene, let's find out:

- What form of GBV is taking place?
- What can be done to prevent this form of GBV?
- Who should we involve in the community as we try to prevent the above from taking place?
- Let's list:
 - ways each of us can help prevent GBV in our home, workplace, school, or neighbourhood
 - how we can avoid abusing someone in our lives

Champion's Tip 5:

Knowing the 'alert signs' of when someone could be at risk of GBV, or is experiencing GBV, is important. CBVs should learn these signs. Ask the right questions. Immediately seek help either at the nearest police station, or with the elders or the priest, depending on where the GBV is happening. If you are talking to the person who is abused, refer immediately for counselling, legal and medical help.





Religious space/church



Police and legal system



Traditional leaders and elders

Our Community Safety Map



Clinic - nurse and social worker and counsellor



Schools as safe spaces



Peer support groups (HIV or GBV support groups)



We cannot solve or prevent GBV and HIV on our own. We need to work as a team in the community and support one another. We can use our existing networks and support systems for this.

Above are some examples of points where we can go for help, or referral or guidance to protect those who are at risk of, or who are being abused.

Lets fill the blank spaces together.

What other points in your community can one go to:

- for help when abused,
- for support when one thinks someone is at risk of abuse, and
- for support to prevent GBV and HIV from taking place.



Our Safety Prevention Tool - ADAD

If you suspect GBV, what can you do?

ADAD

1. **Ask** the person, neighbours or children about your suspicion
2. **Decide** if help is needed and what kind
3. **Act** by reporting to the headman, chief or police - taking the person to the police or hospital
4. **Document** and write down in your note book (the name, what you saw or heard, what you did).

Steps to addressing GBV

1. **Ask** (What other environment should you consider when asking, and what other questions can be asked for an adult, young person or child)

| Adult | Young Person | Child |
|---|--|--|
| Assure them of the possible options of safety and help if they are abused | Take the young person to a private place where they feel safe Use music, art or story telling to help them talk | Take the child where it is safe Have someone that they can trust Talk to them Ask them to draw pictures about what has happened to them |

2. **Decide**

Analyse the information collected at the asking stage.

Adult:

Young Person:

Child:

3. Act

1. Think about your own safety too

2. Go to the headman or leader you can trust

3. Talk to them in confidence

4. Ask for their help to take the abused person to the police or hospital

5. Take your notebook or notes with you

4. Document

Most cases will end up in court. Therefore, it is important to have your facts. Sample:

| Date | Name of the person. (You can use a code). | What made you suspect violence? | What did you see or hear? | What did you do? |
|----------|---|--|---|---|
| 4.5.2010 | Jerina | She had a blue eye after her husband had gone back to town | I saw scars on her back. The neighbour confirmed that he beat her all the time. Children confirmed the story. | Told the headman. Went to the Chief. Took her/Referred her to hospital. |
| | | | | |

Referral Slip Sample:

Name of CBV

Village

Name of Person Referred

Problem

Signed Date

SAfAIDS Regional Office: 479 Sappers Contour, Lynnwood, Pretoria 0081, South Africa
Tel: +27-12-3610889; Fax: +27-12-3610899
Email: info@safaids.net; Website: www.safaids.net

Country Office - Zimbabwe: 17 Beveridge Road, P.O. Box A509, Avondale, Harare, Zimbabwe
Tel: +263-4-336193/4; Fax: +263-4-336195
Email: info@safaids.org.zw; Website: www.safaids.net

Country Office - Zambia: Plot No. 4, Lukasu Road, Rhodes Park, Lusaka, Zambia
Tel: +260-211-257652; Fax: +260-1-257652
Email: safaids@safaids.co.zm; Website: www.safaids.net

Country Office - Mozambique: Avenida Ahmed Sekou Toure 1425 R/C, Maputo, Mozambique
Tel: +258-213-02623
Email: safaids@teledata.mz; Website: www.safaids.net



SAfAIDS Southern Africa
HIV and AIDS Information
Dissemination Service

